

THE MOST

EPIC

MOVING

CHECKLIST

IN THE  
HISTORY



Brought to you by: [updater.](#)

# 8 WEEKS

## BEFORE YOU MOVE CHECKLIST

It's important for you to plan for every aspect of your move. The good news? We've got you covered. We won't lie – there's a lot to do to prepare. Yet, you'll be thankful you started early and had this epic moving checklist to ensure you stay on top of your to-do list.

### HELPFUL LINKS



- 1. Create a digital “moving” folder on Google Drive or Dropbox.**  
Take pictures with your phone of quotes, receipts, and records related to your move and store them in an online storage system.

[Google Drive](#) | [Dropbox](#)

- 2. Schedule in-home estimates with a moving company.**  
Get at least three estimates, if you can.

[Find a moving company](#) | [Free discount with Penske](#)

- 3. Create a budget for moving expenses.**  
[Big moving expenses to plan for](#) (2 min read)

- 4. Read over documents from your movers before signing anything.**

[Understanding mover documents and paperwork](#)

- 5. Request time off work for moving day.**

- 6. Choose a school for your kids.**  
[Great Schools](#) can help you choose the best school in your area

- 7. Request transcripts for your kids from their current school for their new school.**

- 8. Plan a garage sale.**  
[Tips for planning a successful garage sale](#)

- 9. Plan how to move fragile or unusual items, such as guns, pianos, fine art, pool tables, safes, etc.**

Make sure you're aware of exactly what the movers you hired will and will not move, you may need to hire a specialty mover.

[How to move fragile or unusual items](#) (4 min read)

- 10. Confirm your moving company is licensed and insured by verifying their Department of Transportation (DOT) number.**

[Help with verifying DOT number](#)

# 6 WEEKS

## BEFORE YOU MOVE CHECKLIST

When you're six weeks out from a move, make sure you're getting all your ducks in a row. If you're moving out of town, you'll need to do things like spend time with family and friends. Then of course, you need to begin to organize your belongings (and life in general). Don't worry, six weeks is plenty of time to get it all done.

### HELPFUL LINKS



- 11. Make time for friends and relatives before moving day.**  
Squeeze in a few last memories at your current home.  
[Throwing a simple dinner party](#)
- 12. Collect free boxes from restaurants, liquor, grocery, office supply stores, or local bookstores.**  
[Top 20 places to find free boxes](#) (6 min read)  
[UsedCardboardBoxes.com](#) sells lightly-used, eco-friendly box kits
- 13. Research packing hacks to make moving day easier.**  
[50 moving hacks](#) (9 min read)
- 14. Label your moving boxes using different colored stickers/tape for each room.**  
[3 secrets for labeling moving boxes](#)
- 15. Create a private inventory sheet of your valuables and which box they are in before they go on the moving truck.**
- 16. Mark moving boxes that are fragile.**
- 17. Take photos of all electronics before unplugging them.**  
[5 steps to follow for packing electronics for a move](#) (2 min read)
- 18. Put all your hardware in labeled baggies for easy furniture reassembly.**

- 19. Gather socks, t-shirts, towels, and linens to use as free packing supplies.**
- 20. If you're moving into an apartment, find out if there are any moving day requirements.**  
[13 tips for a seamless apartment moving day](#) (2 min read)
- 21. Address minor home repairs before moving out.**
- 22. If you're moving cross country, have your vehicles serviced.**
- 23. If your move requires shipping your car, don't leave anything in it!**  
[Shipping your car](#)
- 24. Measure doorways, stairways, and elevators to make sure all your furniture will fit.**  
Measure twice – move once!
- 25. Research your new community for points of interest.**  
[Yelp](#) | [Foursquare](#)
- 26. Last but not least for this section, pack a little every day.**  
You don't want to find yourself packing all of your belongings at the last minute.



# WEEKS



## BEFORE YOU MOVE CHECKLIST

**Four weeks out – you’ve officially hit the one-month mark!** Start gathering the important documents you’ll need to bring with you to your new place. Now is the time to also start selling and donating items. It will be a lot easier to complete items on your moving checklist when you aren’t bogged down by possessions you aren’t taking with you.

### HELPFUL LINKS



- 27. Purchase moving insurance to cover all your belongings during the move.**

[About purchasing moving insurance](#)

- 28. Confirm parking options for your moving truck.**

Check if you need a parking permit for moving day.

[Request a Penske truck rental quote for an estimate](#)

- 29. Use or donate items that you can’t pack or sell, such as frozen foods, bleach, and aerosol cans.**

- 30. Gather all financial, legal, and medical (includes dental and optical) records in one place.**

- 31. Gather birth certificates and passports for everyone in your home.**

[Important documents you need for your move](#) (4 min read)

- 32. Notify your homeowners or renters insurance company of your upcoming move to your new home.**

- 33. Find cable and internet providers who serve your new address, order service, and schedule your installation appointment.**

[Shop and compare internet and cable providers](#)

- 34. Don’t forget any of your clothes at the dry cleaner.**

- 35. If you’re moving out of town, find a new doctor, dentist, and vet in your new neighborhood.**

- 36. Update your voter registration!**

[How to change your voting address](#) (4 min read)

- 37. If you’re moving long distance, plan your route and book hotels.**

- 38. Make sure your pets have ID tags for their collars.**

- 39. Request copies of vet records and get any necessary pet medication.**

[Tips for moving overseas with pets](#)

- 40. Make a moving day playlist to enjoy while moving and unpacking.**

# 2 WEEKS

## BEFORE YOU MOVE CHECKLIST

You're two weeks away from moving, and the big day is almost here! Start updating your accounts and records with your new address. Make sure to have everything on your moving list checked off by this two-week point. Trust us, you'll be glad you did!


### HELPFUL LINKS



- 41. Create a moving file to organize your move-related printed receipts and bills.**  
[Tips for deducting moving expenses](#)
- 42. Recycle or dispose of corrosives, flammables, and poisonous items.**  
[How to dispose of toxic items properly](#)
- 43. Prep two-weeks worth of meals and use everything in the freezer.**  
[Some great meal prep ideas!](#)
- 44. Return borrowed items from neighbors, family, and friends.**
- 45. Back up your computer.**
- 46. Set up trash removal and recycling for your new home, and cancel your current service.**
- 47. Remove light bulbs from all lamps you plan to move.**
- 48. Moving far? Clean out your safe deposit box and any lockers you might have at a gym or community center.**

- 49. Cancel or transfer your membership at the gym, yoga studio, CrossFit facility, etc.**
- 50. Fill your prescriptions.**
- 51. Prepare a list of emergency service technicians and preferred providers.**
- 52. To keep little ones safe during a move, line up a babysitter or make arrangements for a play date.**
- 53. Find somewhere safe for pets to go during your move.**
- 54. Send a moving announcement.**  
[Creative ways to share your new address](#)
- 55. Change your address with loan providers, credit cards, banks, and the payroll department at work.**
- 56. Forward your mail.**
  - [USPS mail forwarding—what you need to know \(4 min read\)](#)
  - [What type of USPS form do I need \(4 min read\)](#)
  - [USPS change of address site](#)

# 2 WEEKS

 **BEFORE YOU MOVE CHECKLIST**

## HELPFUL LINKS




**57. Change address for Social Security benefits within 10 days of moving.**

Make sure to notify government offices, including the Social Security Administration, Department of Veterans Affairs, and the IRS.

**58. Transfer your utilities including water, electric, and natural gas.**

**59. Update your driver's license**

 [How to update your driver's license and registration](#) (1 min read)

**61. Update your address with Amazon and any monthly subscription boxes, newspapers, or magazines you receive.**

**61. Change your address for your auto insurance and car registration.**

**62. Clean outdoor furniture before it's moved.**

**63. Transfer your prescriptions to a new pharmacy, if necessary.**

# THE WEEK OF



## MOVING CHECKLIST

**The week has come!** It's time to make sure you organize your belongings, finish packing, and clean your old home. Get all of this done as early as possible to allow for a stress-free moving day — who wouldn't want that?

### HELPFUL LINKS



- 64. Donate unopened food.**  
 [Ask your moving company if they work with Move for Hunger](#)

---

- 65. Make sure you canceled and/or redirected scheduled deliveries.**

---

- 66. Clean your current home for the next resident.**

---

- 67. Unplug your fridge and freezer to defrost the night before.**

---

- 68. Drain water hoses to your washing machine and ice maker.**

---

- 69. Empty oil and gas from grills, heaters, lawn mowers, and snow blowers.**

---

- 70. Make sure nothing is hiding on shelves or in closet corners.**

- 71. Prepare for your final walkthrough with your landlord.**  
 [DIY tips to fill nail holes \(2 min read\)](#)

---

- 72. Watch the weather channel and prepare for rain or snow.**

---

- 73. Pack an essentials box with everything you'll need for your first 24 hours in your new home.**  
 [What to put in your "open first" box \(2 min read\)](#)

---

- 74. Make a worst-case scenario plan in case your movers run late.**

---

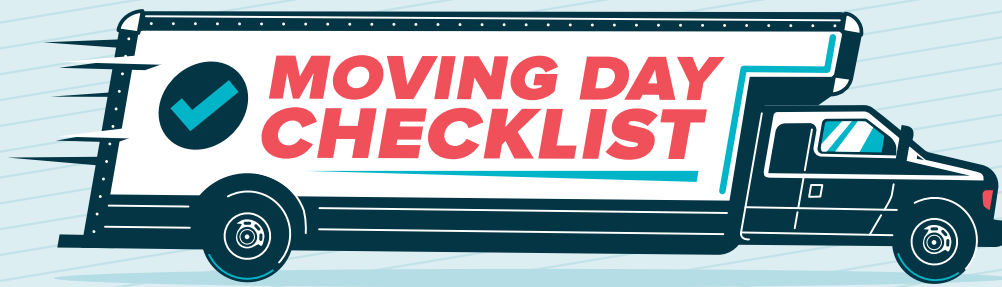
- 75. Take photographs of your empty place to prove it's in move-out condition.**

---

- 76. Withdraw cash to tip your movers.**

---

- 77. Clean your new place.**  
 [Need help cleaning or a handyman?](#)



**All your moving prep has led you to this very moment.** On the day of your move, make sure you get an early start. The earlier you move in, the more time you will have to start unpacking and settling into your new home.

[HELPFUL LINKS](#)

MOVING DAY



- 78. Set an alarm and get up early on moving day.**

---

- 79. Protect your floors and carpets during the move.**  
[How to protect your floors](#)

---

- 80. They've worked hard for you all day, so tip your movers.**  
[How much should you tip your movers \(5 min read\)](#)

---

- 81. As soon as your movers leave, make your bed and unpack your shower curtain and toiletries.**

- 82. Get to know your neighbors!**  
[Making friends in your new neighborhood \(2 min read\)](#)

---

- 83. Go grocery shopping.**

---

- 84. Don't have curtains or shades yet? Cover your windows with sheets for privacy for your first night.**

---

- 85. Thank your real estate agent or broker.**



# 1 WEEK



## POST-MOVE CHECKLIST

**You're moved in!** You've checked off almost everything on your moving checklist, but you're not done yet. Now is the time to start making your new place yours. Unpack, decorate, and have fun personalizing your new home.

### HELPFUL LINKS

- 86.** Leave a detailed review of your experience with your moving company.
- 87.** Post leftover moving boxes or unwanted furniture on Craigslist.  
 [Craigslist](#)
- 88.** Clean the carpets in your new home.
- 89.** Sweep your chimney before you use it.
- 90.** Make sure your home's address is visible from the street.  
 [Ideas to display your house numbers](#)
- 91.** Install a new home security system.
- 92.** Explore your new neighborhood.
- 93.** Send thank you notes to friends and family who helped you move.

# 2 WEEK



## POST-MOVE CHECKLIST

**Finally, you've made it to the last two checkpoints on this epic moving checklist!** Make sure you've completely settled in. Now that you're comfortable, take a night off and call a babysitter!

- 94.** Aim to unpack all your stuff within two weeks of moving in.
- 95.** Last, but not least, make copies of your new keys for the babysitter, nanny, and dog walker.

# THE MOST EPIC

MOVING

CHECKLIST

IN THE HISTORY



**Phew! We're out of breath.  
But congrats, you survived!**

We hope that our moving checklist has been the list to end all checklists.

BROUGHT TO YOU BY:

**updater.**